



set up
 guide



simplehuman®

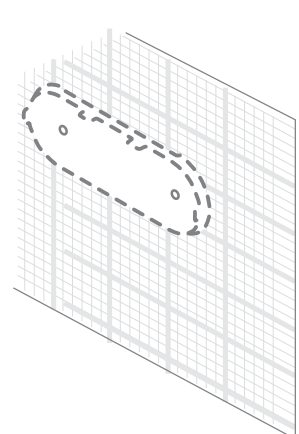
mount with glue (recommended)

NOTE: The pumps can also be installed with screws. See next page to find out how.

1 find a spot

- Thoroughly clean the area you select with rubbing alcohol (water works too).

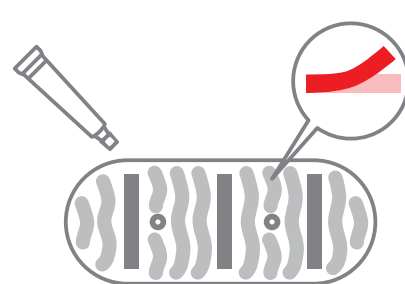
IMPORTANT: Make sure the area is completely dry before you continue.



2 prepare

- Apply the provided silicone glue to the entire plate (except the outer rim).
- The tape is only intended to hold the plate in place while the glue dries.

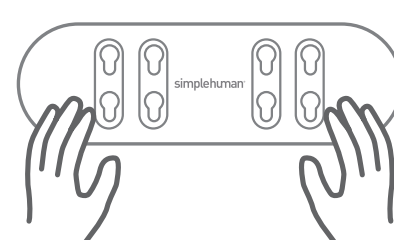
IMPORTANT: Don't skimp, use all the glue for the strongest hold.



3 mount and wait

- Make sure the simplehuman logo is right side up. Peel the backing off the double-sided tape and press the plate firmly to the surface.

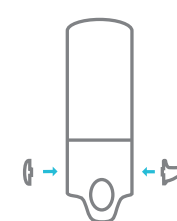
IMPORTANT: Wait 24 hours. Attaching the dispensers too soon will not allow the glue to set completely.



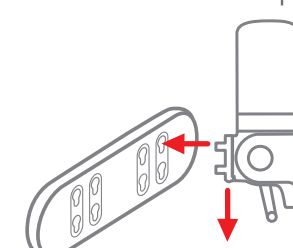
Tip: Any excess glue can be easily peeled away once it's dry.

4 finish

- Snap the side clips into the dispenser.
- The extra hook clip can hang a washcloth or razor.



- Insert the back pegs of the dispenser into the holes on the wall cover. Push down until it locks into place.

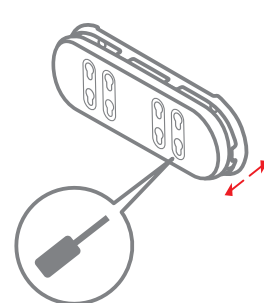


mount with screws (optional)

Since you'll need to drill into your tiles, we recommend this only for serious do-it-yourselfers or professionals.

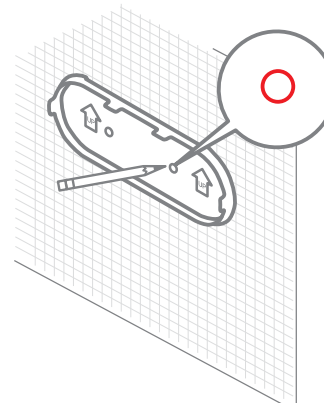
1 prepare

- Using a flat head screwdriver, pry the wall plate apart.



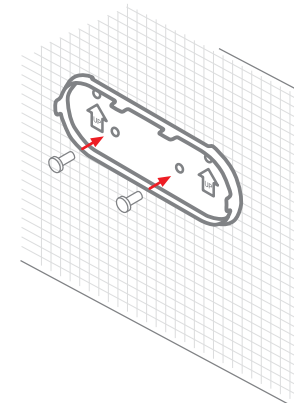
2 position

- Use the screw holes on the back plate as a guide to mark the wall for drilling placement.



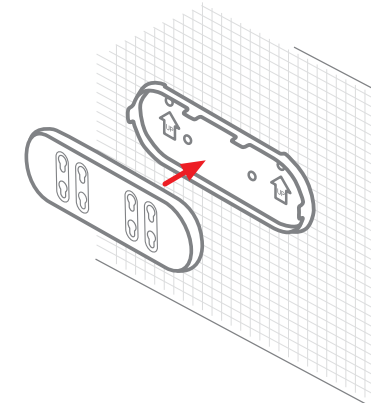
3 mount

- Screw the back plate to your wall (as shown).



4 finish

- Snap the front plate back into place and you're all set.



use & care

- If you want to clean the pumps while they're still on the wall, just fill them with water and then pump until all the water is gone. Then pour in new shampoo or soap.
- You can also remove the pump and clean it with warm, soapy water.
- Do not use abrasive or chemical cleaners and do not put the pumps in the dishwasher.
- Please note that soaps with exfoliants or moisture beads may clog the pumps.

Questions?

www.chefglobal.com

.com
 chefglobal

contact us
 צור קשר

